

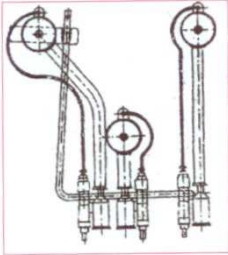
R122.181



R122.174

GRIGLIE:

R122.001	per 900/902/800-921 (VS/VD)
R122.024	per 902/903/900/1200 (VS/VD)
R122.092	per 906 (VS/VD)
R122.097	per 908/927 (VS/VD)
R122.102	per 909/950
R122.114	per 917/958 (VS/VD)
R122.068	per 922 (VS)
R122.064	per 922 (VD)
R122.072	per 923 (VS)
R122.077	per 923 (VD)
R122.124	per 3000/4000/5000/6000
R122.109	per 913/956
R122.144	per 2000
R122.619	per 940 CV CROMATA

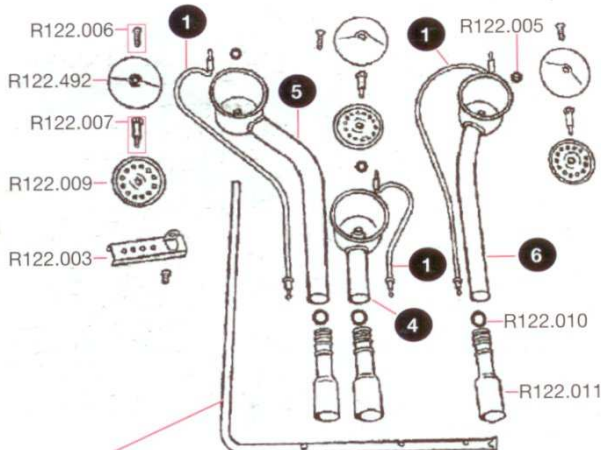


GRUPPO BRUCIATORI:

R122.401	902/800 VS
R122.400	902/800 VD
R122.403	902 VS/VD
R122.404	903 VS/VD
R122.420	921 VS
R122.405	906 VS/VD
R122.425	927 VS/VD
R122.408	909
R122.462	917 VS/VD
R122.424	923 VD
R122.411	913



R122.163



R122.006

R122.492

R122.007

R122.009

R122.003

R122.005

R122.010

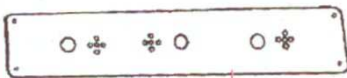
R122.011



R122.014

RAMPA:

R122.399	903 VS/VD
R122.603	921 VS
R122.602	921 VD
R122.100	908 VS/VD
R122.605	927 VS/VD
R122.604	917 VS/VD
R122.076	923 VD
R122.081	923 VS
R122.113	913



R122.015

R122.131

R122.021	902/800 VS/VD - 902 VS/VD
R122.045	903 VS/VD
R122.096	906 VS/VD - 908 VS/VD

1

TERMOCOPPIA:

R122.002	220 mm
R122.004	330 mm
R122.035	450 mm
R122.184	600 mm

2

RUBINETTO CENTRALE:

R122.012	903 VS/VD - 923 VS - 4000 - 6000
R122.142	3000 - 5000

3

RUBINETTO DESTRO:

R122.012	4000 - 6000 - 2000
	913 - 923 VS
R122.142	921 VS/VD - 927 VS/VD
	917 VS/VD - 3000 - 5000

4

CORPO BRUCIATORE CENTRALE:

R122.018	903 VS/VD
R122.079	923 VD
R122.189	3000 - 5000 DX

5

CORPO SINISTRO BRUCIATORE:

R122.018	902/800 VS
R122.397	903 VS/VD
R122.118	917 VS/VD
R122.070	922 VS
R122.065	922 VD
R122.078	923 VD

6

CORPO DESTRO BRUCIATORE:

R122.018	902/800 VD
R122.396	903 VS/VD
R122.119	917 VS/VD
R122.069	922
R122.190	3000 - 5000
R122.112	913

7

RUBINETTO SINISTRO:

R122.012	902/908 VS/VD - 902 VS/VD
	906 VS/VD - 908 VS/VD - 909
	922 VS/VD - 923 VD - 913
R122.142	917 VS/VD - 3000 - 5000
	921 VS/VD - 927 VS/VD